DE Montage- und Bedienungsanleitung
FR Notice de montage et d'utilisation
EN Installation and operating instructions
IT Manuale di funzionamento e montaggio
ES Instrucciones de montaje y uso
NL Montage- en bedieningshandleiding

Rollensockel M4, 90 kg mit Behälter und Decorplatte
Socle à roulettes M4, 90 kg avec récipient et plaque décorative
Base with castors M4, 90 kg with container and decorative plate
Base con rotelle M4, 90 kg con recipiente e piastra decorativa
Base con ruedas M4, 90 kg con recipiente y placa decorativa
Voet met rollen M4, 90 kg met container en afdekplaat

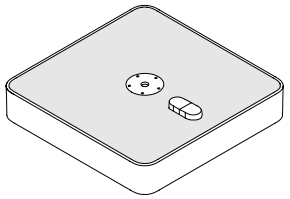

Swiss Design

261 00 350 711 – ® by Glatz AG

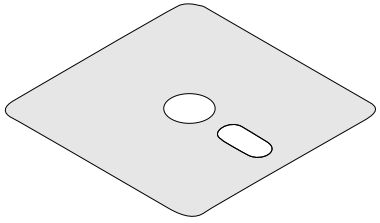

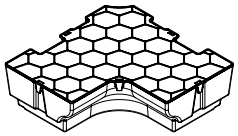

4×

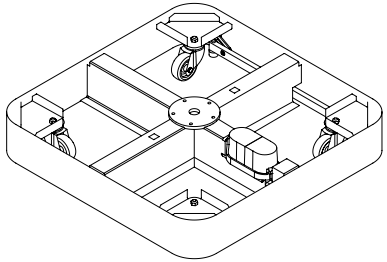

1.

4 × 13 kg

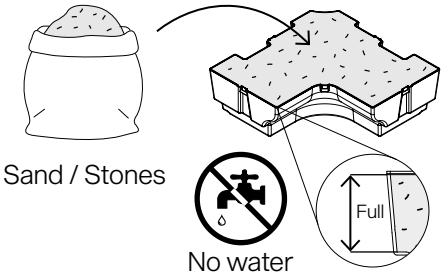

2.

4×

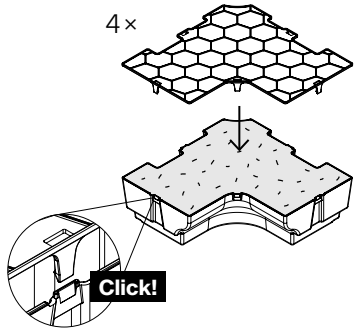

3.

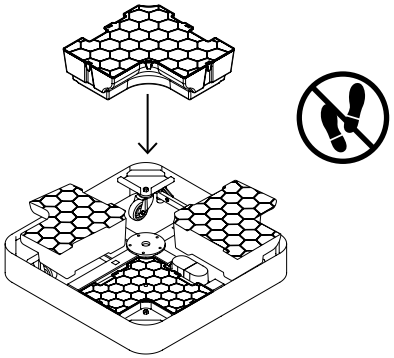

4.

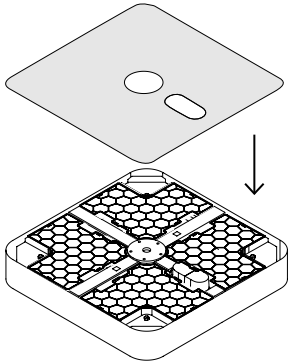



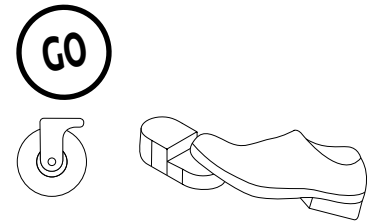



DE Verschmutzte Decorplatte vor dem Betreten reinigen, um Scheuerspuren zu vermeiden.
FR Nettoyer la plaque décorative sale avant accès afin d'éviter les traces de frottement.
EN Clean the soiled decorative plate before stepping on it to prevent scrape marks.
IT Pulire la piastra decorativa sporca prima di calpestarla per evitare di lasciarvi segni di abrasione.
ES Limpiar la placa decorativa sucia antes de pisarla para evitar marcas de rozadura.
NL Verontreinigde afdekplaat voor het betreden reinigen om schuursporen te vermijden.

Glatz AG
Langfeldstrasse 113
CH-8500 Frauenfeld

Glatz France SARL
411 Allée des Noisetiers
F-69760 Limonest

Glatz

glfch1895_faq@glatz.com | glatz.com

DE	Montage- und Bedienungsanleitung	Rollensockel M4, 120 kg / 180 kg mit Decorplatte
FR	Notice de montage et d'utilisation	Socle à roulettes M4, 120 kg / 180 kg avec plaque décorative
EN	Installation and operating instructions	Base with castors M4, 120 kg / 180 kg with decorative plate
IT	Manuale d'funzionamento e montaggio	Base con rotelle M4, 120 kg / 180 kg con piastra decorativa
ES	Instrucciones de montaje y uso	Base con ruedas M4, 120 kg / 180 kg con placa decorativa
NL	Montage- en bedieningshandleiding	Voet met rollen M4, 120 kg / 180 kg met afdekplaat

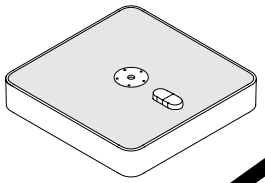

Swiss Design

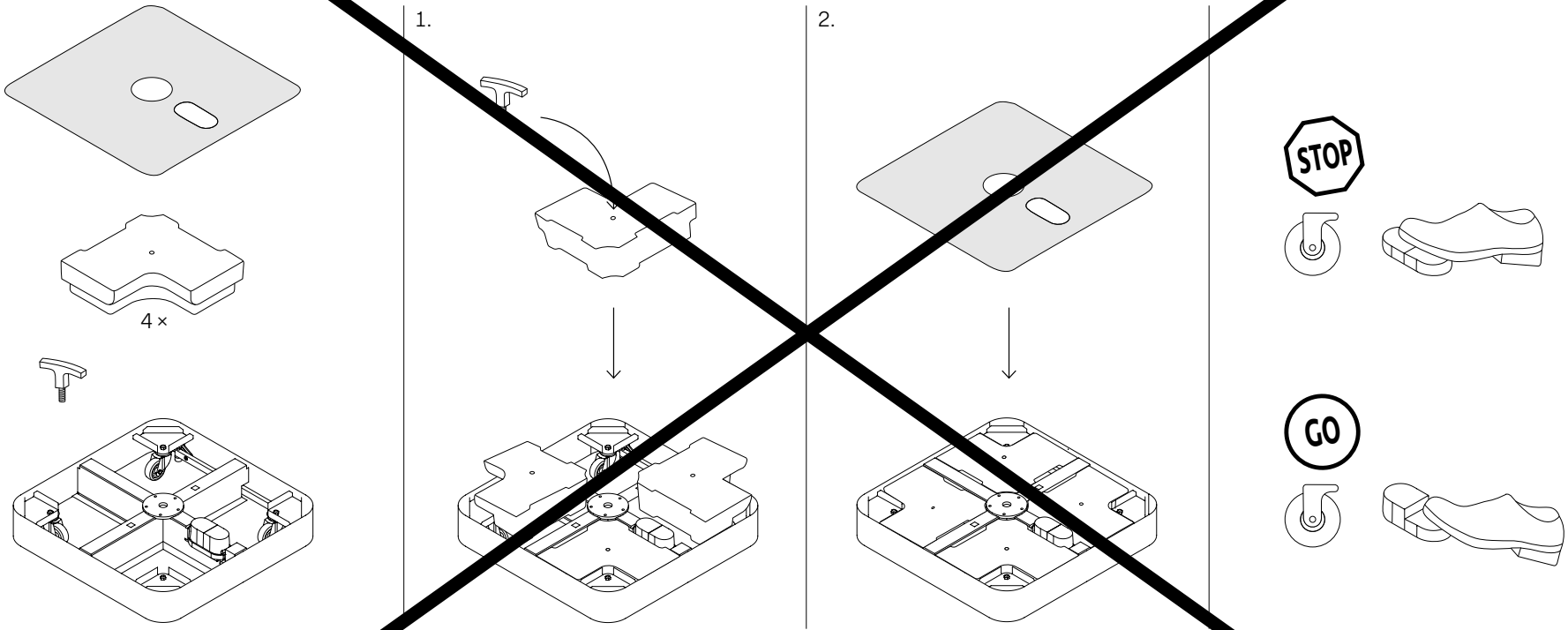

DE Verschmutzte Decorplatte vor dem Betreten reinigen, um Scheuerspuren zu vermeiden.
FR Nettoyer la plaque décorative sale avant accès afin d'éviter les traces de frottement.
EN Clean the soiled decorative plate before stepping on it to prevent scrape marks.
IT Pulire la piastra decorativa sporca prima di calpestarla per evitare di lasciarvi segni di abrasione.
ES Limpiar la placa decorativa sucia antes de pisarla para evitar marcas de arañadura.
NL Verontreinigde afdekplaat voor het betreden reinigen om schuursporen te vermijden.

Glatz AG
Neuhofstrasse 12
CH-8500 Frauenfeld

Glatz France SARL
411 Allée des Noisetiers
F-69760 Limonest

Glatz

glatz.com

261 00 350 711 – ® by Glatz AG